SERVICE CORPORATION INTERNATIONAL

INVESTOR DAY 2022

Forward-looking statements

This presentation contains forward-looking statements within the meaning of the Private Securities Litigation Reform Act of 1995. Any statements in this presentation that are not historical facts are forward-looking statements. You can generally identify our forward-looking statements by the words "anticipate," "believe," "continue," "could," "estimate," "expect," "forecast," "goal," "intend," "may," "objective," "plan," "potential," "predict," "projection," "should," "target," "will," or other similar words. The absence of these or similar words, however, does not mean that the statements are not forward-looking. These statements are based on assumptions and expectations that the Company believes are reasonable at the time made; however, many important factors could cause the Company's actual results in the future to differ materially from any forward-looking statements.

For further information on these and other risks and uncertainties, see our Securities and Exchange Commission filings, including our 2021 Annual Report on Form 10-K. Copies of this document as well as other SEC filings can be obtained from our website at www.SCI-Corp.com. Except as required by law, we undertake no obligation to update or revise any forward-looking statements made herein or any other forward-looking statements made by us, whether as a result of new information, future events, or otherwise.

Introduction Video

Investor Day 2022

TOM RYAN

Chairman of the Board
CEO and President

Our strategy has been effective and remains intact



GROW REVENUE

LEVERAGE SCALE

DEPLOY CAPITAL

Our financial position affords us financial flexibility, which allows us to be opportunistic

Provides financial flexibility to invest in our associates and our businesses, and pursue strategic acquisitions and new builds

LIQUIDITY

$1.04B

Cash $300M / Credit Facility $740M

LEVERAGE

2.6x

Target 3.50x–4.00x

DEBT MATURITY PROFILE March 31, 2022

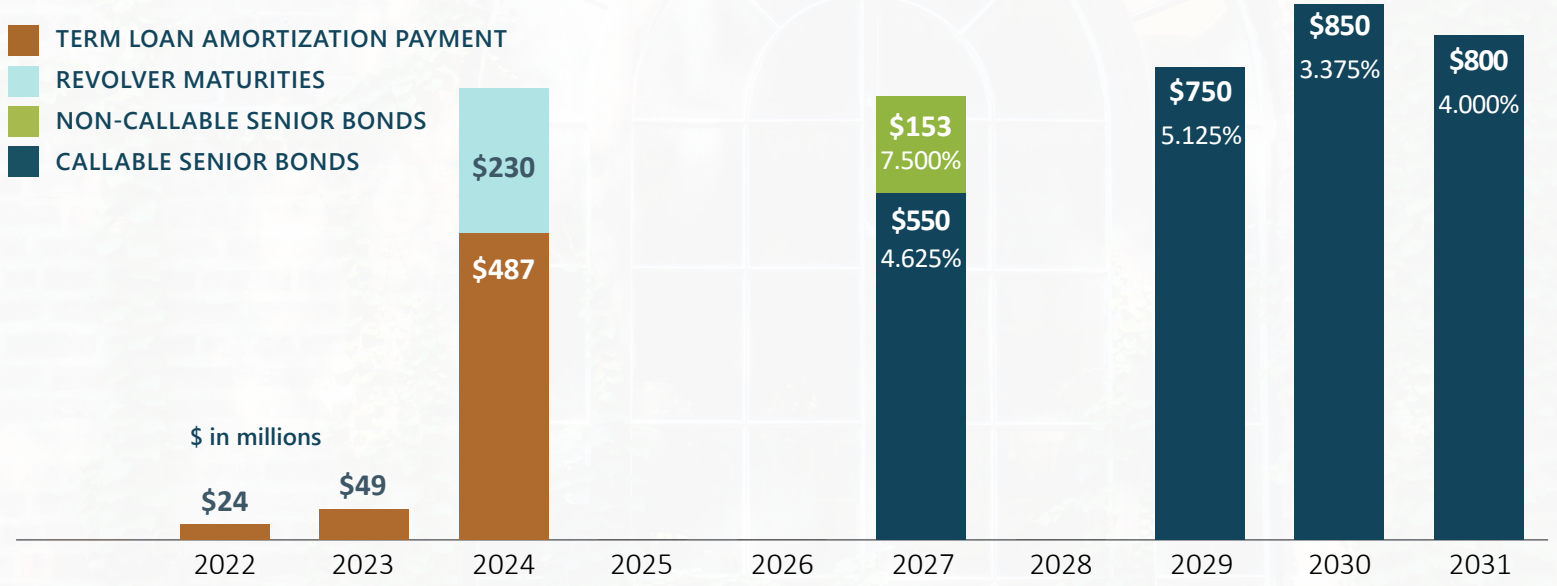

Leverage ratio calculated using net debt to EBITDA in accordance with our credit agreement. On the continued growth in EBITDA from COVID, our leverage ratio remains below targeted levels. As we look beyond the impacts of the pandemic, we expect to naturally lever back up to our targeted range of 3.5x-4.0x. Debt schedule does not include net finance leases, mortgages, other debt maturities nor unamortized premiums, discounts, and debt issuance costs.

Making our equity sweat—enhancing shareholder returns

VALUE RETURNED TO SHAREHOLDERS

$5.3B Value returned to shareholders
through dividends and share repurchases since 2004

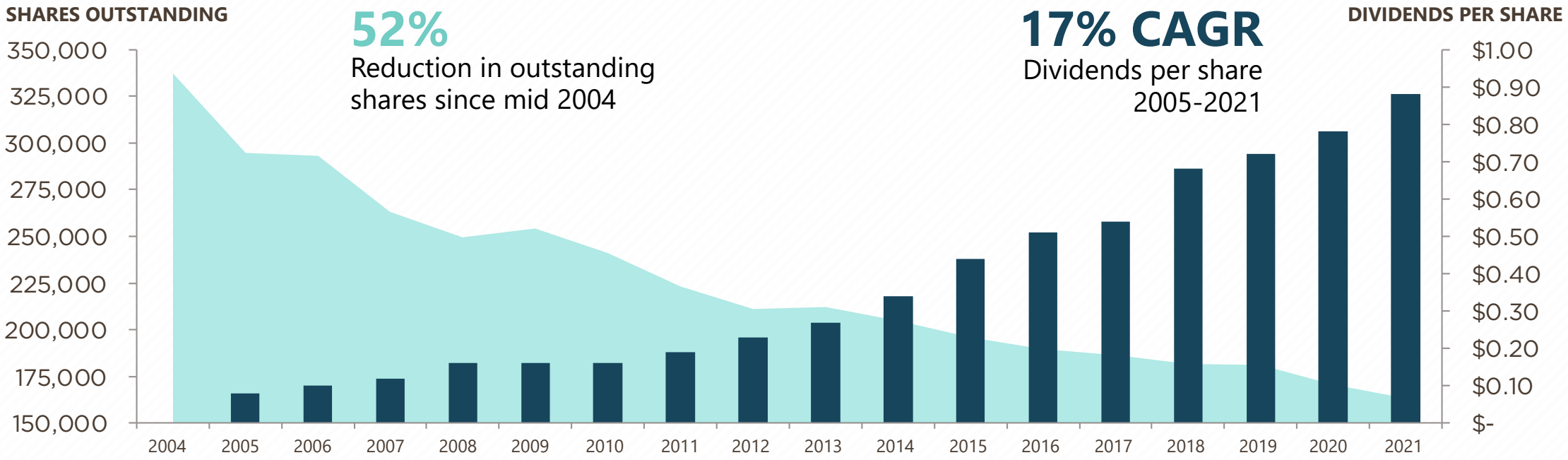

Our execution has translated into superior total shareholder returns over time

TOTAL SHAREHOLDER RETURN December 31, 2021

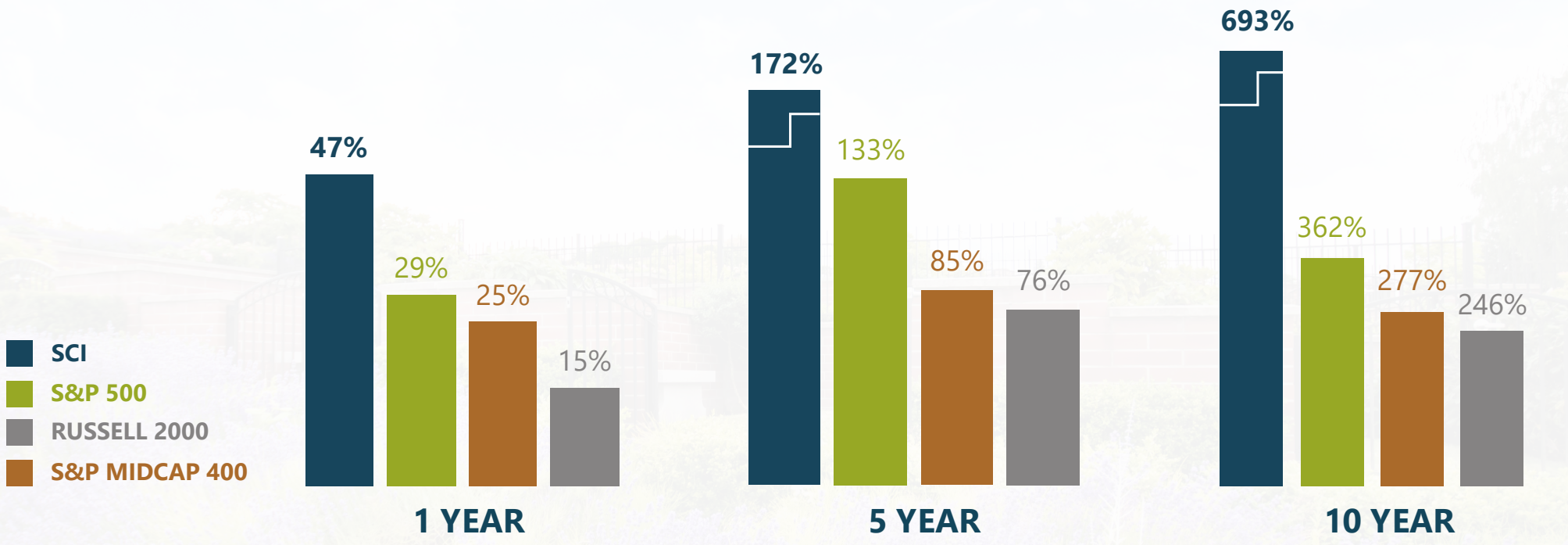

	1 YEAR				5 YEAR				10 YEAR			
Annualized Return	47%	29%	25%	15%	22%	18%	13%	12%	23%	16%	14%	13%

Returns are as of December 31, 2021, and include the reinvestment of dividends.

Sustainable value creation foundational in everything we do

SUPPORTING OUR 24,000 ASSOCIATES

Supporting the personal and professional goals of our associates and empowering inclusive and diverse teams

INVESTING IN OUR COMMUNITIES

Delivering service excellence and supporting the communities where we do business and where our associates live and work

OPERATING WITH PRINCIPLE

Operating with integrity, responsibility and accountability to our stakeholders and with respect to our environment

Our inaugural 2021 Sustainability Report is available at **sci-corp.com**

Investor Day 2022 Key Takeaways

1

Strong business model with a sustainable growth platform

2

Significant and consistent cash flow continues to grow the Company and enhance shareholder value

3

Industry leaders in innovation and technology

4

Preneed model and backlog strength differentiates us

5

Potential for incremental growth is much greater in the coming years, as we are poised to benefit from demographic tailwinds

Agenda

OPENING & OVERVIEW	**Welcome**	Tom Ryan
	Industry/Company Overview	Jay Waring
	Funeral & Cemetery Segment Overview	Steve Tidwell
	New Earnings Base for Growth	Eric Tanzberger
GROWTH DRIVERS	**Demographic Tailwinds**	Elisabeth Nash
	Marketing, Sales & Cemetery Inventory Impact	Jamie Pierce Gerry Heard Michael Johnson
	Enhanced Growth Capital Opportunities	John Faulk
	Preneed Backlog Impact	Aaron Foley
CLOSING	**Long-Term Power of SCI's Growth Model**	Eric Tanzberger
	Q&A	Tom Ryan